

POLARIS 2017 RZR XP 1000 Rear Trailing Arms

Thank you for choosing Rough Country for all your vehicle needs.

Please read instructions before beginning installation. Check the kit hardware against the kit contents shown below. Be sure you have all needed parts and know where they go.

If question exist, please call us @1-800-222-7023. We will be happy to answer any questions concerning this product. Check all fasteners for proper torque. Check to ensure for adequate clearance between all components. Periodically check all hardware for tightness.

KIT CONTENTS

Trailing Arm Kits (93099 & 93101)

Upper Trailing Arm x2
 Lower Trailing Arm x2
 Knuckle Side Heim Joint Stand Off x8
 Frame Side Heim Joint Stand Off x8
 Trailing Arm Plate x1
 5/8"-18 RH Threaded Rod End x4
 5/8"-18 LH Threaded Rod End x4

High Clearance Trailing Arm Kits (93100 & 93102)

Upper Trailing Arm x2
 Lower Trailing Arm x2
 Knuckle Side Heim Joint Stand Off x8
 Frame Side Heim Joint Stand Off x8
 Trailing Arm Plate x1
 5/8"-18 RH Threaded Rod End x4
 5/8"-18 LH Threaded Rod End x4
 Inner Sleeves x2
 Bushings x4



TOOLS NEEDED:
 Two 15mm Socket/Wrenches

HARDWARE INCLUDED:
 5/8" Jam Nuts x4
 5/8" Left Handed Jam Nuts x4



Torque Specs:

Size	Grade 5	Grade 8	Size	Class 8.8	Class 10.9
5/16"	15 ft/lbs	20ft/lbs	6MM	5ft/lbs	9ft/lbs
3/8"	30 ft/lbs	35ft/lbs	8MM	18ft/lbs	23ft/lbs
7/16"	45 ft/lbs	60ft/lbs	10MM	32ft/lbs	45ft/lbs
1/2"	65 ft/lbs	90ft/lbs	12MM	55ft/lbs	75ft/lbs
9/16"	95 ft/lbs	130ft/lbs	14MM	85ft/lbs	120ft/lbs
5/8"	135ft/lbs	175ft/lbs	16MM	130ft/lbs	165ft/lbs
3/4"	185ft/lbs	280ft/lbs	18MM	170ft/lbs	240ft/lbs





INSTALLATION INSTRUCTONS

1. Jack up the rear of the vehicle and place on jack stands.
2. Remove the rear wheels.
3. Remove the rear trailing arms using two 15mm socket/wrenches on the control arms and hitch.
See Photo 1 and Photo 2.



4. Install the threaded rod end into the trailing arms using the supplied jam nuts.
5. Install the supplied trailing arms using the stock hardware. **See Photo 3 and Photo 4.**



6. Reinstall the wheels and lower UTV.



By purchasing any item sold by Rough Country, LLC, the buyer expressly warrants that he/she is in compliance with all applicable, State, and Local laws and regulations regarding the purchase, ownership, and use of the item. It shall be the buyers responsibility to comply with all Federal, State and Local laws governing the sales of any items listed, illustrated or sold. The buyer expressly agrees to indemnify and hold harmless Rough Country, LLC for all claims resulting directly or indirectly from the purchase, ownership, or use of the items.

